

CR22PRF / CR28PRF Y Plan Wireless Pack

Wiring Diagram

Components:

- 1 x 2 Channel Wireless Programmer
- 1 x 3 Port Motorised Valve
- 1 x Wireless Room Thermostat
- 1 x Wireless Cylinder Thermostat
- 1 x Wiring Centre



CAUTION!

Consult the boiler installation instructions before wiring!

Boiler manufacturers wiring schematics may vary:

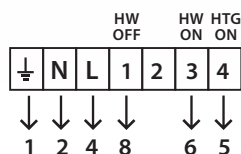
- A permanent power supply may be required
- An overrun function may be required
- A volt-free signal from the motorised valves limit switches may be required

SPUR FUSED @ 3A



R27-RF

Wireless Programmer



RFR

Room Thermostat

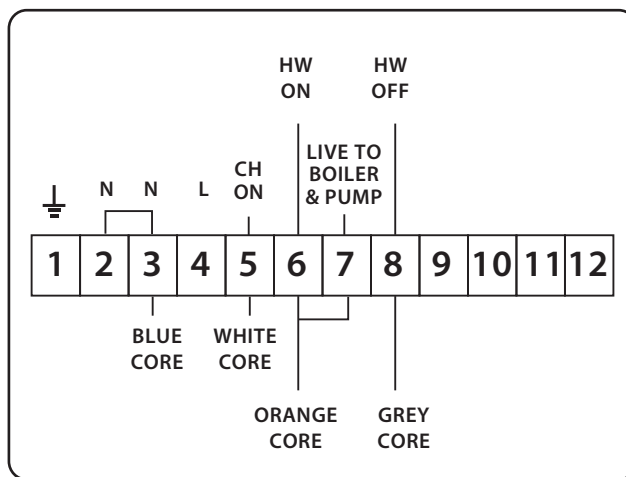


MOTORIZED VALVE

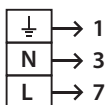


RFC

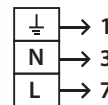
Cylinder Thermostat



WIRING CENTRE



BOILER



PUMP