

# CR3PU / CR322PU / CR328PU 3 Channel Hardwired Unvented Pack

## Wiring Diagram

### Components:

- 1 x 3 Channel Programmer
- 2 x 2 Port Motorised Valve
- 2 x Room Thermostat
- 1 x Wiring Centre



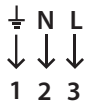
**CAUTION!**

Consult the boiler installation instructions before wiring!

Boiler manufacturers wiring schematics may vary:

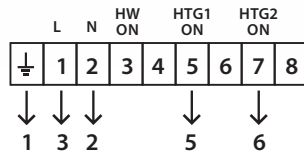
- A permanent power supply may be required
- An overrun function may be required
- A volt-free signal from the motorised valves limit switches may be required

#### SPUR FUSED @ 3A



#### R37-HW

Programmer



#### CM2

Room Thermostat (1)



#### CM2

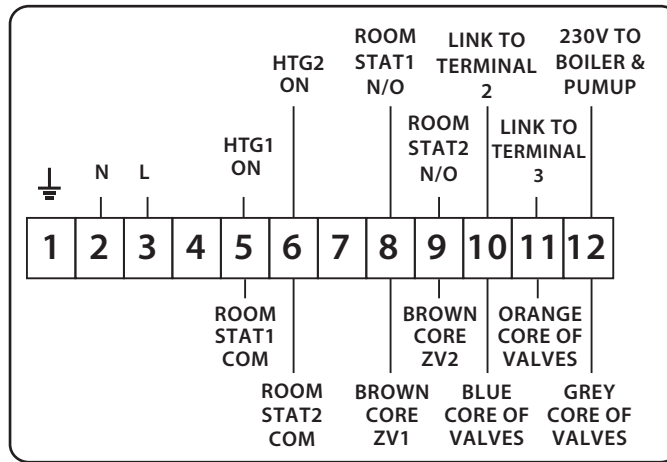
Room Thermostat (2)



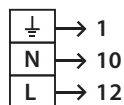
#### HEATING VALVE (ZV1)



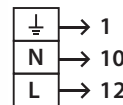
#### HEATING VALVE (ZV2)



#### WIRING CENTRE



BOILER



PUMP