

# CR6P-313201 / CR6P-323201 3 Channel Hardwired Pack

## Wiring Diagram

### Components:

- 1 x 3 Channel Programmer
- 3 x 2 Port Motorised Valve
- 3 x Room Thermostat
- 1 x Wiring Centre



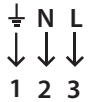
**CAUTION!**

Consult the boiler installation instructions before wiring!

Boiler manufacturers wiring schematics may vary:

- A permanent power supply may be required
- An overrun function may be required
- A volt-free signal from the motorised valves limit switches may be required

### SPUR FUSED @ 3A



### CM2 Room Thermostat (1)



### CM2 Room Thermostat (2)

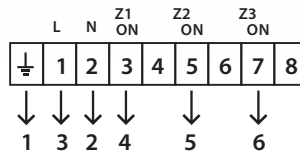


### CM2 Room Thermostat (3)



### R37 Programmer


Programmer



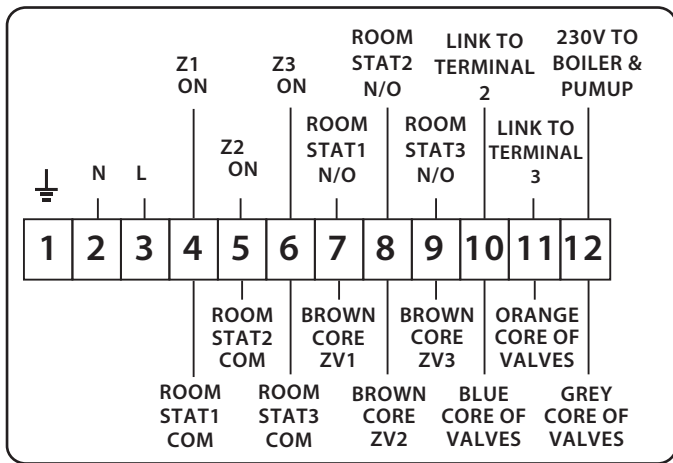
### HEATING VALVE (ZV1)



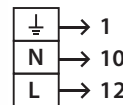
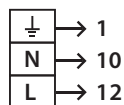
### HEATING VALVE (ZV2)



### HEATING VALVE (ZV3)



### WIRING CENTRE



### BOILER

### PUMP

